NP-30CL

Chemiluminescence Immunoassay Analyzer

Designed for versatility and precision, the NP Series analyzer delivers accurate and stable results across diverse test applications. Featuring an intuitive interface and streamlined workflows, it ensures ease of operation and maintenance, making it ideal for primary care clinics, laboratories, IVF centers, and similar healthcare settings.



10

Individual channels

60 T/hr

Throughput

12.1 inch

Color LCD touch-screen

NP-30CL

NP Series Chemiluminescence Immunoassay Analyzer

NP Series Chemiluminescence Immunoassay Analyzer

Designed for versatility and precision, the NP Series analyzer delivers accurate and stable results across diverse test applications. Featuring an intuitive interface and streamlined workflows, it ensures ease of operation and maintenance, making it ideal for primary care clinics, laboratories, IVF centers, and similar healthcare settings.

Technology Overview

Utilizing the chemiluminescence immunoassay method, the system detects a wide range of analytes with high sensitivity. During testing, a minimal blood sample is introduced, where target substances react with reagents to produce a chemiluminescent signal. This signal is captured by a photodetector within the optical module and processed through advanced software. By cross-referencing the luminescent signal against a pre-calibrated standard curve, the system accurately calculates the concentration of the target substance in the sample.



Minimal Sample Volume

Reduces patient discomfort and reagent consumption.

High Accuracy & Stability

Ensures reliable diagnostic outcomes.

Integration Strip for Test

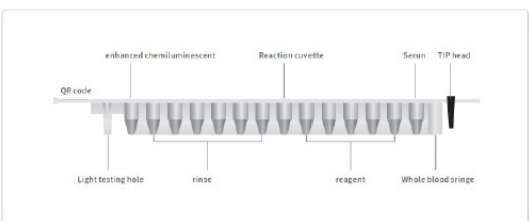

NP-30CL

Product Advantage & Operating Steps

Versatility

Total solution for normal test. Up to 68 items. Meet the different groups.

Flexibility

Individual channels, apply a test anytime. No need to open the cover and review the status for each channel. Touch screen is flexible to adjust manually.

Accuracy

AP enzymatic chemiluminescence, high sensitivity, wider linear range. Innovative magnetic separation technology effectively reduces magnetic loss and residue. Excellent photo multiplier tube (PMT) makes results more sensitive and accurate.

Stabilization

AP enzymatic chemiluminescence, high sensitivity, wider linear range. Innovative magnetic separation technology effectively reduces magnetic loss and residue. Excellent photo multiplier tube (PMT) makes results more sensitive and accurate.

Operating Steps

Sample Scanning → **Sampling** → **Loading Sample rack** → **Click the start**

Comparison

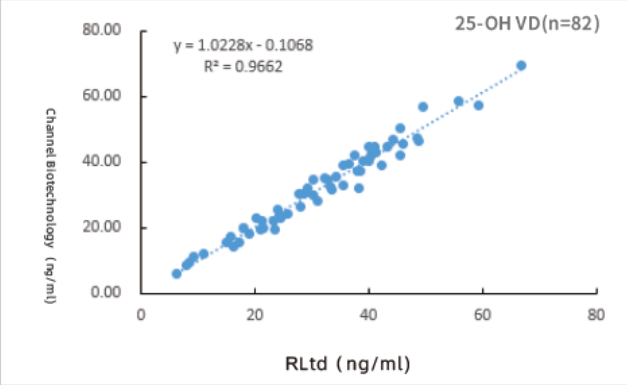

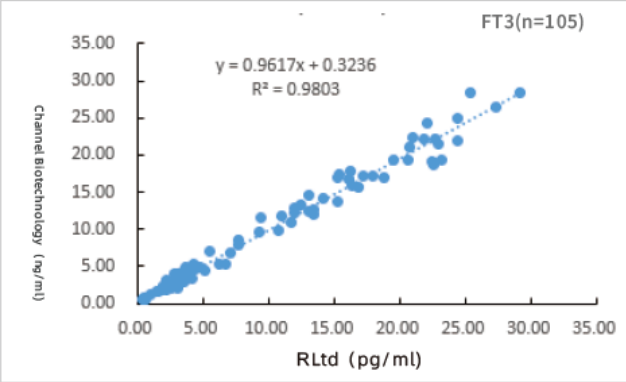

NP-30CL

Product Parameters

Item	NP-30CL	NP-10CL
Screen	12.1 inch color LCD touch-screen	10.4 inch color LCD touch-screen
Testing channel	10 Individual channels	4 Individual channels
Through put	60T/hr	24T/hr
Samples	Serum, Plasma	Serum, Plasma
Repeatability of metering value	CV ≤ 2%	CV ≤ 2%
Stability of metering value	The change in luminous value should not exceed ±3%	The change in luminous value should not exceed ±3%
Linearity range	Linear correlation coefficient(r)≥0.99	Linear correlation coefficient(r)≥0.99
Accuracy and fluctuation of temperature control in reaction zone	Temperature accuracy within ±0.5°C; fluctuation should not exceed 0.5°C	Temperature accuracy within ±0.5°C; fluctuation should not exceed 0.5°C
Operation environment	Temperature: 10-30°C; Humidity: 30%-85%	Temperature: 10-30°C; Humidity: 30%-85%
Power requirement	Voltage: 100-240V; Frequency: 50Hz; Rated input power: 600VA; Fuse: F6.3AL250V	Voltage: 100-120V~, 200-240V~; Frequency: 50/60Hz; Rated input power: 450VA; Fuse: F6.3AL250V
Dimensions	626mm(length) × 627mm(width) × 594mm(height)	565mm(length) × 360mm(width) × 593mm(height)
Weight	70 kg	30 kg

NP-30CL

Chemiluminescence Test Menu

Thyroid Function

- Free triiodothyronine (FT3)
- Free thyroxine (FT4)
- Total Triiodothyronine (TT3)
- Total Thyroxine (TT4)
- Thyrotropin (TSH)
- Thyrobolulin (TG)

Fertility

- Progesterone (PROG)
- Prolactin (PRL)
- Testosterone (TESTO)
- Luteinizing hormone (LH)
- β Subunit Human Chorionic Gonadotropin (β-HCG)
- Follicle-stimulating Hormone (FSH)
- Estradiol (E2)

CARDIC

- Cardiac Troponin I (cTnI)
- B-type natriuretic peptide (BNP)
- Creatine kinase-MB isoenzyme (CK-MB)
- Myoglobin (MYO)
- N-terminal pro-brain natriuretic peptide (NT-proBNP)

Inflammation

- Procalcitonin (PCT)
- Interleukin 6 (IL-6)

Ovary Function

- Anti-Müllerian Hormone (AMH)

ANIMEIA

- Vitamin B12 (V B12)
- Folate (FA)
- Ferritin (Fe)

Bone Metabolism

- 25-OH-Vitamin D (25-OH-VD)

Tumor Markers

- Ferritin (Fe)
- Alpha-fetoprotein (AFP)
- Carcinoembryonic Antigen (CEA)
- Total Prostate Specific Antigen (tPSA)
- Free Prostate Specific Antigen (fPSA)
- Cancer Antigen 125 (Ca125)
- Cancer Antigen 153- (CA 153-)
- Carbohydrate Antigen 199- (CA199-)
- Cancer Antigen 724- (CA72-4)
- Fragments of Cytokeratin 19 (CYFRA21-1)
- Neuron-specific Enolase (NSE)
- Squamous Cell Carcinoma Antigen (SCCA)